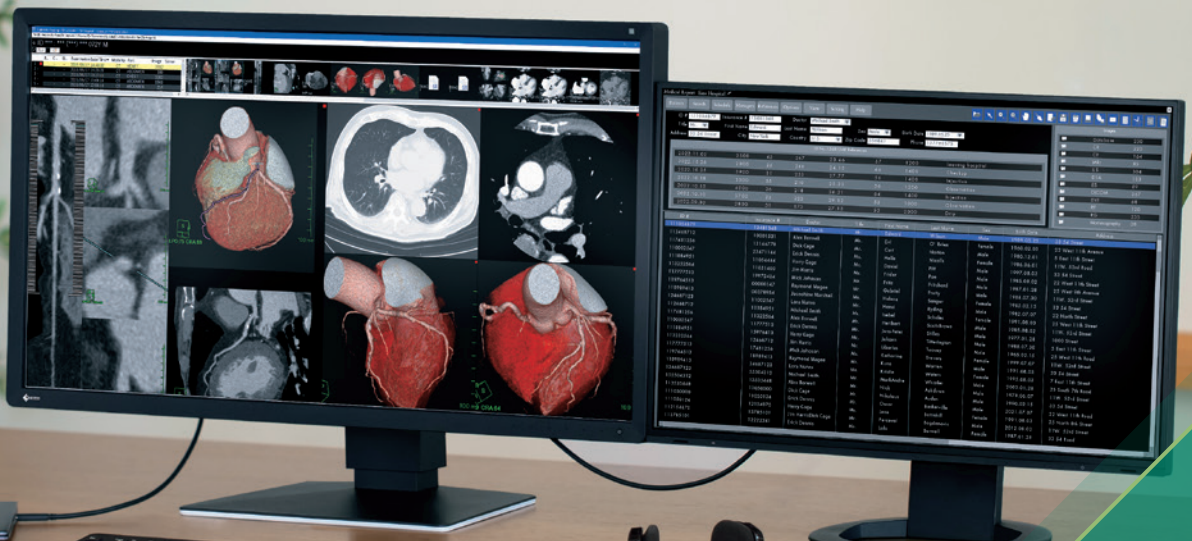




30.5" Color LCD Monitor

RadiForce® MX317W

Making Each Life Visual



Case No.	Age	Sex	Height (cm)	Weight (kg)	Diagnosis	Ref. Dept.	Ref. Date	Ref. Time	Ref. Doctor
11111111	65	M	175	75	Coronary Artery Disease	Cardiology	2011-11-15	10:00	Dr. Smith
11111112	55	F	160	60	Hypertension	Internal Medicine	2011-11-15	11:30	Dr. Jones
11111113	70	M	180	80	Chronic Kidney Disease	Nephrology	2011-11-15	14:00	Dr. Brown
11111114	45	F	155	55	Diabetes Mellitus	Endocrinology	2011-11-15	09:00	Dr. White
11111115	60	M	170	70	Ischemic Heart Disease	Cardiology	2011-11-15	13:00	Dr. Green
11111116	50	F	165	65	Hyperlipidemia	Lipid Clinic	2011-11-15	12:00	Dr. Black
11111117	75	M	185	85	Heart Failure	Cardiology	2011-11-15	15:00	Dr. Gray
11111118	40	F	150	50	Obesity	Dietary	2011-11-15	10:30	Dr. King
11111119	68	M	178	78	Myocardial Infarction	Cardiology	2011-11-15	16:00	Dr. Lee
11111120	52	F	162	62	Chronic Obstructive Pulmonary Disease	Pulmonology	2011-11-15	11:00	Dr. Hall



High-Definition Medical Monitor with USB Type-C® Docking Comfort of Home Teleradiology

Mobile Workstation Power Delivery



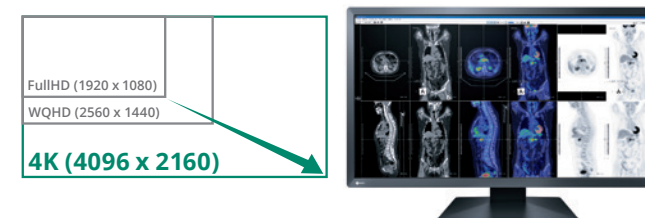
The 94 watt power delivery via USB Type-C reliably charges mobile workstations. This eliminates the need for a mobile workstation's bulky power supply unit, freeing up space in your bag and on the desk.

Stable Wired Network Connection



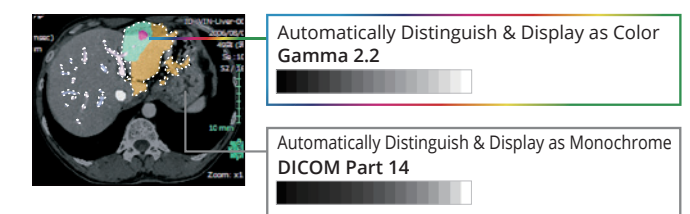
The monitor has LAN port directly built in for a stable wired connection. Connecting mobile workstation via USB Type-C allows access to the network through the monitor, making it useful when security policies require a wired connection.

Enhanced Workflow with 8MP Resolution



The 30.5-inch large widescreen can display 8 megapixels of information. In medical settings where multiple applications and windows are often displayed simultaneously, this allows for free layout on a single screen.

Hybrid Display of Monochrome and Color



The Hybrid Gamma PXL function automatically distinguishes between monochrome and color images pixel by pixel, creating a hybrid display where each pixel has optimum grayscale.

Directly Connect Peripherals



Connecting a mobile workstation to the monitor via USB Type-C gives access to a hub with three USB Type-A and one USB Type-C ports for easily connecting an external keyboard, mouse, or headset.

The USB Type-C port cannot be used as a USB external device connection when used for daisy-chain connection.

Hassle-Free Multi-Monitor Setup



The monitor's USB Type-C connection supports daisy chaining for easily connecting multiple monitors from a single USB Type-C video signal output of mobile workstations. This allows you to configure a multi-monitor setup without hassle of excess cabling.

Make the Precise Diagnosis



EIZO carefully measures and sets each grayscale tone to create a monitor compliant with DICOM® Part 14. This ensures the most consistent shading possible, allowing for the most accurate diagnosis.

Maintain Image Quality Over Time



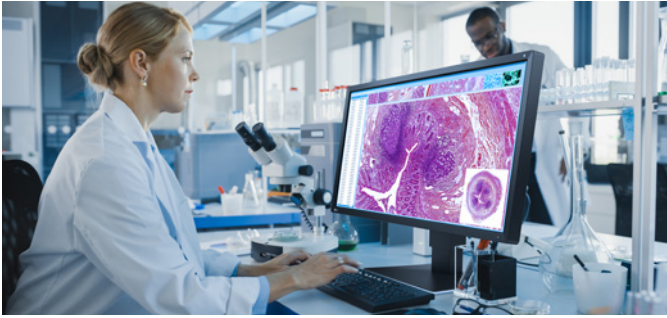
Without Integrated Calibration Sensor With Integrated Front Sensor (IFS)

With the Integrated Front Sensor (IFS) built into the front bezel of the RadiForce monitor and RadiCS LE software (included), you can easily calibrate to DICOM Part 14 without having to mount, run, and remove an external sensor.

Simple calibration using the monitor backlight sensor is also supported.

RadiForce® MX317W

Preset Mode for Whole Slide Imaging Review



The monitor comes with a preset mode, called Pathology Mode, for the viewing and analysis of microscopic cell and tissue structures. This mode helps support whole slide imaging (WSI), or virtual microscopy, used in pathology for the digital archiving and referencing of highly detailed microscopic images.

This product has not received FDA 510 (k) clearance for Digital Pathology Display.

Conserve to Preserve



The MX317W is made of more than 70% recycled plastic. This mitigates on the amount of plastic waste going into the environment, conserves resources, and promotes reuse of materials for preserving the natural ecosystems.

Cushioning Environmental Impact



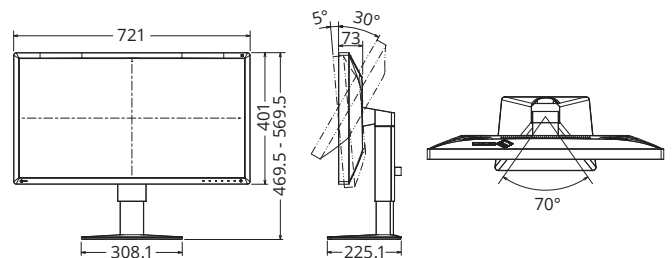
The monitor uses molded pulp made from recycled cardboard and newspaper in its packaging instead of conventional recycled styrofoam or plastic, and cables are wrapped in paper instead of plastic bags.

Specifications

Model Variations		MX317W-BK: with stand, black
Panel	Type	Color (IPS)
	Backlight	LED
	Size	30.5" (77.5 cm)
	Native Resolution	4096 x 2160 (17:9 aspect ratio)
	Viewable Image Size (H x V)	685.7 x 361.6 mm
	Pixel Pitch (H x V)	0.1674 x 0.1674 mm
	Display Colors	10-bit (DisplayPort™): 1.07 billion from a palette of 543 billion (13-bit) colors 8-bit: 16.77 million from a palette of 543 billion (13-bit) colors
	Viewing Angles (H / V, typical)	178° / 178°
	Brightness (typical)	550 cd/m²
	Recommended Brightness for Calibration	270 cd/m²
	Contrast Ratio (typical)	1800:1
Response Time (typical)	25 ms (black-white-black)	
Video Signals	Input Terminals	USB Type-C (DisplayPort Alt Mode), DisplayPort x 2, HDMI®
	Output Terminals	USB Type-C (daisy chain)
	Digital Scanning Frequency (H / V)	USB Type-C: 31 - 134 kHz / 59 - 61 Hz DisplayPort: 31 - 134 kHz / 59 - 61 Hz HDMI: 31 - 136 kHz / 59 - 61 Hz
USB	Upstream	USB 2.0: Type-B x 2, USB 2.0: Type-C (DisplayPort Alt Mode, Power Delivery Source 94 W max.)
	Downstream	USB 2.0: Type-A x 3 USB 2.0: Type-C (DisplayPort Alt Mode, Power Delivery Source 15 W max.)
	USB LAN Adapter	RJ-45 (1000BASE-T)
Power	Power Input	AC 100 - 240 V: 50 / 60 Hz
	Power Consumption Typical / Maximum / Power Save Mode	62 W / 260 W / 0.5 W or less
Sensor	Backlight Sensor, Integrated Front Sensor, Ambient Light Sensor	
Features & Functions	Brightness Stabilization	Yes
	Digital Uniformity Equalizer	Yes
	Hybrid Gamma PXL	Yes
	Work-and-Flow	Hide-and-Seek, Switch-and-Go, Point-and-Focus
	Preset Modes	CAL Switch (DICOM, CAL, Patho, Custom, sRGB, Text)
	OSD Languages	English, German, French, Italian, Japanese, Simplified Chinese, Spanish, Swedish, Traditional Chinese
Physical Specifications	Net Weight	12.4 kg / 8.2 kg (Without Stand)
	Hole Spacing (VESA Standard)	100 x 100 mm
Certifications & Standards (Please contact EIZO for the latest information)	CB, CE / UKCA (Medical Device), ANSI/AAMI ES60601-1, CAN/CSA-C22.2 No. 60601-1, IEC/EN60601-1, VCCI-B, FCC-B, CAN ICES-3 (B), RCM, RoHS, China RoHS, WEEE, CCC	
FDA	510(k) Clearance for General Radiography*	
Dedicated Software	Monitor Quality Control Software RadiCS	Supported
Supplied Accessories (May vary by country. Please contact EIZO for details.)	Signal Cables	USB Type-C (1.5 m), DisplayPort (3 m) x 2, HDMI (3 m)
	Others	AC power cord (3 m), USB Type-A - USB Type-B cable (3 m) x 2, Utility Disk (RadiCS LE, PDF installation manual), instructions for use
Warranty	5 Years	

* Display of mammography images for diagnosis is not supported.

Dimensions (Unit: mm)



EIZO Corporation

153 Shimokashiwano, Hakusan, Ishikawa 924-8566 Japan
Phone +81-76-277-6794, Fax +81-76-277-6793

<https://www.eizoglobal.com>

EIZO, the EIZO Logo, RadiForce and RadiCS are registered trademarks of EIZO Corporation in Japan and other countries. The terms HDMI, HDMI High-Definition Multimedia Interface, HDMI trade dress and the HDMI Logos are trademarks or registered trademarks of HDMI Licensing Administrator, Inc. DisplayPort, the DisplayPort Compliance Logo and VESA are trademarks of the Video Electronics Standards Association in the United States and other countries. DICOM is the registered trademark of the National Electrical Manufacturers Association for its standards publications relating to digital communications of medical information. USB Type-C is a registered trademark of USB Implementers Forum, Inc. All other company names, product names, and logos are trademarks or registered trademarks of their respective owners. Specifications are subject to change without notice.